



**GIOVENZANA
INTERNATIONAL B.V**

AUTOMATION TECHNOLOGIES



AUTOMATION

GENERAL CATALOGUE

GIOVENZANA INTERNATIONAL reserves the right to modify, in order to improve their performance, all technical and functional characteristics of the products shown in the catalogue without prior notice as this information is intended for general knowledge and is not legally binding.

Pegasus

Control auxiliaries Ø 22

Table of contents



AUTOMATION TECHNOLOGIES



Panel mounting on Ø 22,5 mm holes, IP65 protection rating, available with “Black line” or “Nickel line” frames, EN ISO 13850 emergency mushrooms, terminals with screws, spring loaded or for printed circuit boards. Push button stations up to 3 gang or empty enclosures up to 6 gang. Version for pneumatic systems.

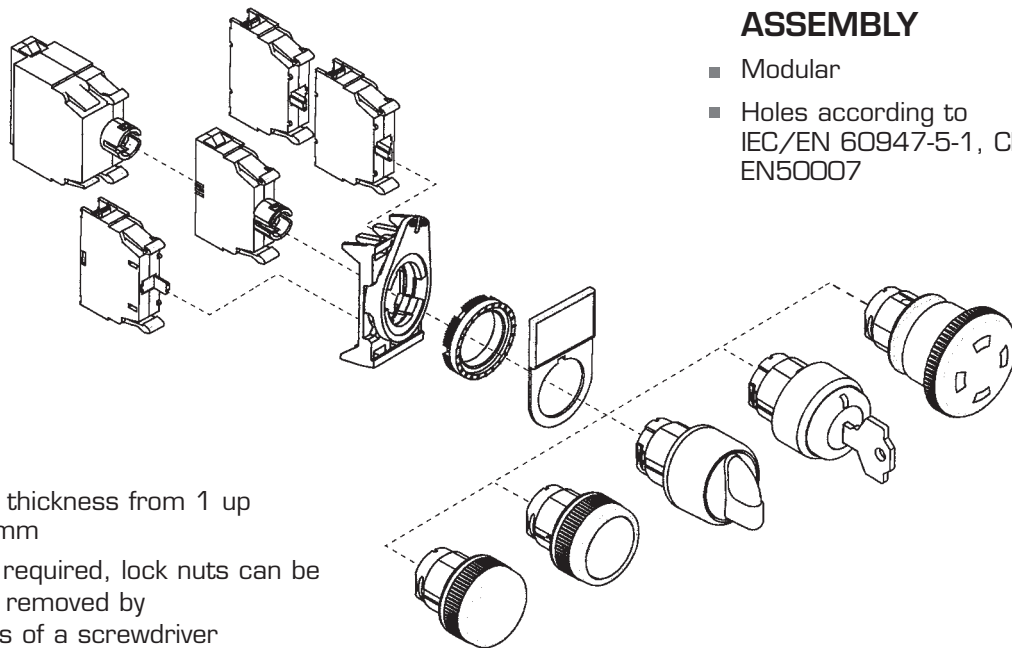
TABLE OF CONTENTS

■ Assembly	pag. 72	■ Pegasus Series	pag. 81
■ Pegasus Series - Black line		■ Multi function push buttons Ø 22	pag. 84
■ Push buttons Ø 22	pag. 73	■ Contacts Blocks	pag. 85
■ Rotary Switch Ø 22	pag. 74	■ Push buttons station	pag. 88
■ Push buttons Ø 22	pag. 75	■ Auxiliaries of command Ø 22	pag. 93
■ Single light Ø 22	pag. 76	■ pneumatic valve adapters	
■ Multi function push buttons Ø 22	pag. 77	■ Auxiliaries of command Ø 22	pag. 94
■ Pegasus Series - Nickel line		■ Accessories	
■ Push buttons Ø 22	pag. 78	■ Push buttons Ø 22	pag. 95
■ Rotary Switch Ø 22	pag. 79	■ Dates and Symbology	
■ Multi function push buttons Ø 22	pag. 81	■ Electrical characteristics	pag. 96
■ Emergency Push buttons Ø 22	pag. 82	■ Caratteristiche Generali	pag. 97

Pegasus

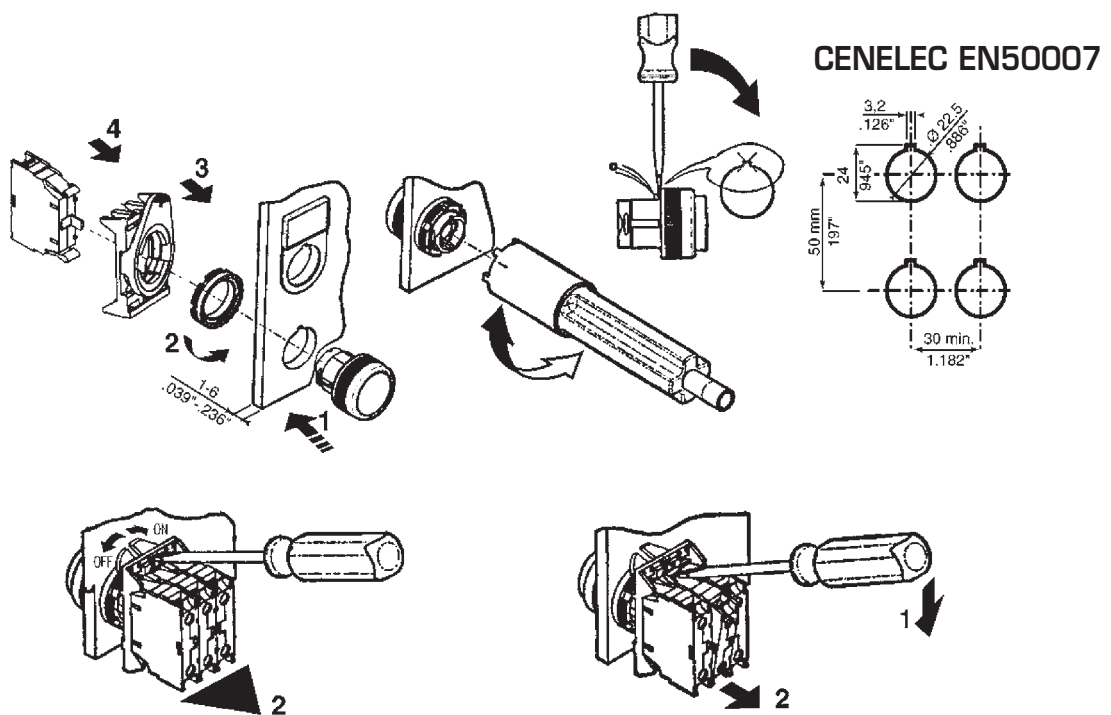
Control auxiliaries

Assembly instructions



ASSEMBLY

- Modular
 - Holes according to IEC/EN 60947-5-1, CENELEC EN50007
- Panel thickness from 1 up to 6 mm
 - If not required, lock nuts can be easily removed by means of a screwdriver



Pegasus

Push buttons $\varnothing 22$

With colour cap - Black line



AUTOMATION TECHNOLOGIES

MOMENTARY	DESCRIPTION	COL. INDEX	CODE	WEIGHT gr	MIN. PACK QTY.	DIMENSIONS
	Flush push button		PPRN1	30	10	
			PPRN2	30	10	
			PPRN3	30	10	
			PPRN4	30	10	
			PPRN5	30	10	
			PPRN8	30	10	
	Extended push button		PPSN1	31	10	
			PPSN2	31	10	
			PPSN3	31	10	
			PPSN4	31	10	
			PPSN5	31	10	
			PPSN8	31	10	
	Flush reset push button		PPRN4R	43	10	
	Mushroom $\varnothing 40$		PPFN1M4N	35	10	
			PPFN2M4N	35	10	
			PPFN3M4N	35	10	
	Mushroom $\varnothing 60$		PPFN1M6N	40	10	
LATCHED						
	Flush push button		PPPN1	32	10	
			PPPN2	32	10	
			PPPN3	32	10	
			PPPN4	32	10	
			PPPN5	32	10	
			PPPN8	32	10	
	Mushroom operator $\varnothing 40$		PPFN1S4N	35	10	
			PPFN2S4N	35	10	
			PPFN3S4N	35	10	

Pegasus

Rotary switches ø 22

Standard and with lens - Black line

WITH SHORT OPERATOR



WITH LONG OPERATOR



WITH KEY



POSITIONS	WITH SHORT OPERATOR		WITH LONG OPERATOR		KEY REMOVAL			CODE
	COL. INDEX	CODE	COL. INDEX	CODE	L	O	R	
 2		PSMB1DO		PSLB1DO		*		PSCR8DOC
		PSMB2DO		PSLB2DO				
		PSMB3DO		PSLB3DO			*	PSCR8DOE
		PSMB4DO		PSLB4DO				
		PSMB5DO		PSLB5DO		*	*	PSCR8DON
		PSMB8DO		PSLB8DO				
		PSMB1D2		PSLB1D2				PSCR8D2C
		PSMB2D2		PSLB2D2		*		
		PSMB3D2		PSLB3D2				
		PSMB4D2		PSLB4D2				
		PSMB5D2		PSLB5D2				
		PSMB8D2		PSLB8D2				
		PSMB1T0		PSLB1T0	*	*		PSCR8TOC
		PSMB2T0		PSLB2T0				PSCR8TOA
		PSMB3T0		PSLB3T0			*	PSCR8TOE
		PSMB4T0		PSLB4T0	*	*	*	PSCR8TOG
		PSMB5T0		PSLB5T0	*	*	*	PSCR8TOH
		PSMB8T0		PSLB8T0	*	*	*	PSCR8TOK
								PSCR8TON
		PSMB1T3		PSLB1T3				PSCR8T3C
		PSMB2T3		PSLB2T3				
		PSMB3T3		PSLB3T3		*		
		PSMB4T3		PSLB4T3				
		PSMB5T3		PSLB5T3				
		PSMB8T3		PSLB8T3				
		PSMB1T2		PSLB1T2		*		PSCR8T2C
		PSMB2T2		PSLB2T2				
		PSMB3T2		PSLB3T2	*			PSCR8T2A
		PSMB4T2		PSLB4T2				
		PSMB5T2		PSLB5T2	*	*		PSCR8T2H
		PSMB8T2		PSLB8T2				
		PSMB1T1		PSLB1T1		*		PSCR8T1C
		PSMB2T1		PSLB2T1				
		PSMB3T1		PSLB3T1			*	PSCR8T1E
		PSMB4T1		PSLB4T1				
		PSMB5T1		PSLB5T1		*	*	PSCR8T1N
		PSMB8T1		PSLB8T1				

1 For standard rotary switches suitable to operate a central contact, replace the letter "B" with the letter "C": PSMC...

2 For rotary switches with Left-Right operating angles replace the letter "DO" with "SD" PSMB1DO or PSCR8SDE...
For key removal, see position 45° and relative final codes.

* Key removal position

Pegasus


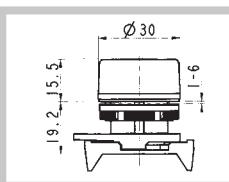

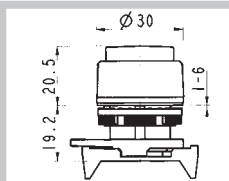

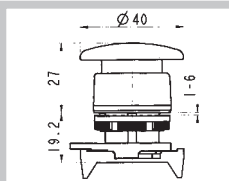
Push buttons $\varnothing 22$

With lens cap - Black line


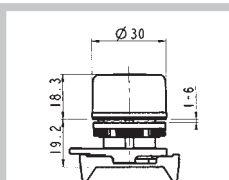

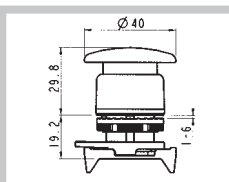


AUTOMATION TECHNOLOGIES


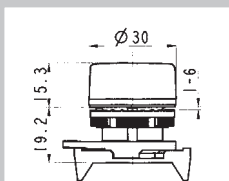
MOMENTARY PUSH BUTTONS

	DESCRIPTION	COL. INDEX	CODE	WEIGHT gr	MIN. PACK QTY.	DIMENSIONS
	Flush push button	■	PPRL1	30	10	
		■	PPRL2	30	10	
		■	PPRL3	30	10	
		■	PPRL4	30	10	
		■	PPRL5	30	10	
	Extended push button	■	PPSL1	31	10	
		■	PPSL2	31	10	
		■	PPSL3	31	10	
		■	PPSL4	31	10	
		■	PPSL5	31	10	
	Mushroom operator $\varnothing 40$	■	PPFL1M4N	35	10	

LATCHED PUSH BUTTONS

	Flush push button	■	PPPL1	32	10	
		■	PPPL2	32	10	
		■	PPPL3	32	10	
		■	PPPL4	32	10	
		■	PPPL5	32	10	
	Mushroom operator $\varnothing 40$	■	PPFL1S4N	35	10	
		■	PPFL2S4N	35	10	
		■	PPFL3S4N	35	10	

INDICATOR LIGHT

	Flat cap	■	PLSL1	30	10	
		■	PLSL2	30	10	
		■	PLSL3	30	10	
		■	PLSL4	30	10	
		■	PLSL5	30	10	

Pegasus

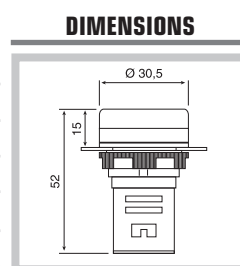
LED pilot lights \varnothing 22

With colour caps - Black line

LED PILOT LIGHTS



DESCRIPTION	POWER SUPPLY	CODE	WEIGHT gr	MIN. PACK QTY.
Single LED indicator X1 — ⊗ — X2	AC/DC 6V 1	PLML 2 L6	15	10
	AC/DC 12V 1	PLML 2 L12	15	10
	AC/DC 24V	PLML 2 L24	15	10
	AC/DC 48V	PLML 2 L48	15	10
	AC/DC 110V	PLML 2 L110	15	10
	AC 220V	PLML 2 L220	15	10
	AC 380V 1	PLML 2 L380	15	10

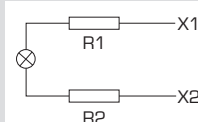


MAIN TECHNICAL DATAS

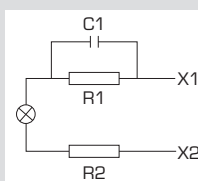
Comply with rules		EN60947-5-1 - GB14048.5
Operational temperature	C°	-5 +40
Operational umidity		45%90%
AC rated frequency	Hz	50/60
Rated insulation voltage	1 min. V	2500V
Over voltage category	EN60947.1	III
Pollution grade	EN60947.1	3
Protection degree	EN60529	IP65, IP2X terminals
Connection:		
Terminal block caliber		A2
Terminal screw		M3,5
Flexible and solid conductors section	min./max.	n.1 1/2,5 mm ² - n.2 1/2,5 mm ²
Rated operational voltage Ue	AC/DC V	6 12, 24, 48, 110
	AC V	220 - 380
Rated operating current Ie	mA	≤ 80 6,12V
	mA	≤ 20 24, 48, 110, 220, 380
Electrical life	h	≥ 30.000
Brightness	cd/m ²	≥ 60
Mounting		∅ 22,5

DIAGRAM

Resistance



Capacity resistance

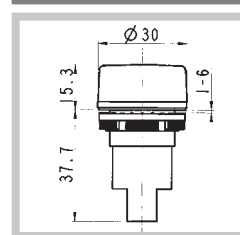


AC 220....380V

PILOT LIGHT



DESCRIPTION	COL. INDEX	CODE	WEIGHT gr	MIN. PACK QTY.
Single lampholder indicator BA9s Lamp not included X1 — ⊗ — X2 AC/DC 250V max. 2W	■	PLML1	15	10
	■	PLML2	15	10
	■	PLML3	15	10
	■	PLML4	15	10
	□	PLML5	15	10



1 On demand execution

2 Insert lens colour code: 1 - red, 2 - green, 3 - yellow, 4 - blue, 5 - white

Pegasus



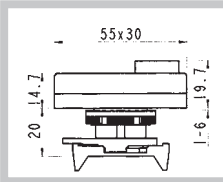


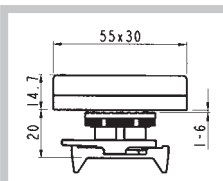



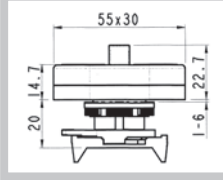
Multifunction push button \varnothing 22

Light and lens=multifunction push button light-lens - Black line



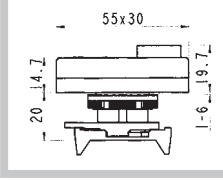



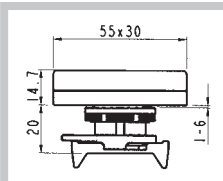



AUTOMATION TECHNOLOGIES

MULTIFUNCTION PUSH BUTTON - NOT LIGHT

	DESCRIPTION	COL. - SYMBOL	CODE	WEIGHT gr	MIN. PACK QTY.	DIMENSIONS
	Dual push button		PPDN	38	10	
	Flush dual push button		PPDNR	38	10	
			PPDNR.3	38	10	
	Triple push button		PPMN	40	10	

MULTIFUNCTION PUSH BUTTON - LIGHT

	Dual push button		PPDL	30	10	
			PPDL.1	30	10	
	Flush dual push button		PPDLR	30	10	
			PPDLR.3	30	10	

Multi-function push buttons - Special symbols and text for horizontal assembly/identification are available on request



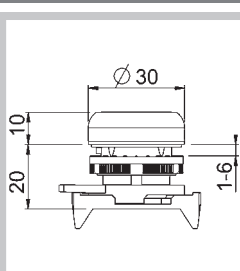







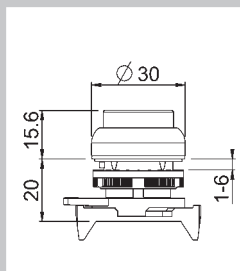







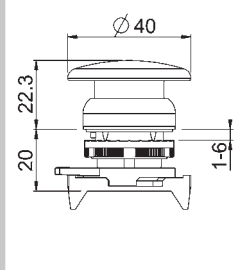


Pegasus

Push buttons \varnothing 22



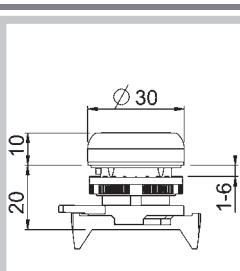





Not light - Nickel line - IP67



MOMENTARY PUSH BUTTONS

	DESCRIPTION	COL. INDEX	CODE	WEIGHT gr	MIN. PACK QTY.	DIMENSIONS
	Flush Push Button		PPRN1NL	30	10	
			PPRN2NL	30	10	
			PPRN3NL	30	10	
			PPRN4NL	30	10	
			PPRN5NL	30	10	
			PPRN8NL	30	10	
	Extended Push Button		PPSN1NL	31	10	
			PPSN2NL	31	10	
			PPSN3NL	31	10	
			PPSN4NL	31	10	
			PPSN5NL	31	10	
			PPSN8NL	31	10	
	Mushroom \varnothing 40		PPFN1M4NNL	45	10	
			PPFN2M4NNL	45	10	
			PPFN3M4NNL	45	10	

LATCHED PUSH BUTTONS

	DESCRIPTION	COL. INDEX	CODE	WEIGHT gr	MIN. PACK QTY.	DIMENSIONS
	Flush Push Button		PPPN1NL	31	10	
			PPPN2NL	31	10	
			PPPN3NL	31	10	
			PPPN4NL	31	10	
			PPPN5NL	31	10	
			PPPN8NL	31	10	

Pegasus


Rotary Switches \varnothing 22

Not Light and Light - Nickel line - IP66




AUTOMATION TECHNOLOGIES

WITH SHORT OPERATOR



WITH KEY



POSITIONS	COL. INDEX	CODE	KEY REMOVAL			CODE
			L	O	R	
 90°		PSMB1DONL		*		PSCR8DOCNL
		PSMB2DONL				
		PSMB3DONL				
		PSMB4DONL			*	PSCR8DOENL
		PSMB5DONL		*	*	PSCR8DONNL
		PSMB8DONL				
 45°		PSMB1D2NL				PSCR8D2CNL
		PSMB2D2NL				
		PSMB3D2NL		*		
		PSMB4D2NL				
		PSMB5D2NL				
		PSMB8D2NL				
 45°		PSMB1TONL		*		PSCR8TOCNL
		PSMB2TONL	*			PSCR8TOANL
		PSMB3TONL			*	PSCR8TOENL
		PSMB4TONL	*	*	*	PSCR8TOGNL
		PSMB5TONL	*	*	*	PSCR8TOHNL
		PSMB8TONL	*	*	*	PSCR8TOKNL
			*	*	PSCR8TONNL	
 45°		PSMB1T3NL				PSCR8T3CNL
		PSMB2T3NL				
		PSMB3T3NL		*		
		PSMB4T3NL				
		PSMB5T3NL				
		PSMB8T3NL				
 45°		PSMB1T2NL		*		PSCR8T2CNL
		PSMB2T2NL				
		PSMB3T2NL	*			PSCR8T2ANL
		PSMB4T2NL				
		PSMB5T2NL	*	*		PSCR8T2HNL
		PSMB8T2NL				
 45°		PSMB1T1NL		*		PSCR8T1CNL
		PSMB2T1NL				
		PSMB3T1NL			*	PSCR8T1ENL
		PSMB4T1NL				
		PSMB5T1NL		*	*	PSCR8T1NNL
		PSMB8T1NL				

1 The rotary switches with out light suitable to operate a central contact, replace the letter "B" with the letter "C": PSMC....

2 For rotary switches with Left-Right operating angles replace the letter "DO" with "SD" PSMB1DO or PSCR8SDE...
For key removal, see position 45° and relative final codes.

* Key removal position



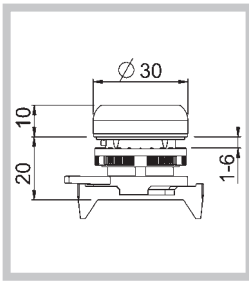






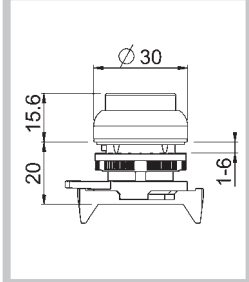






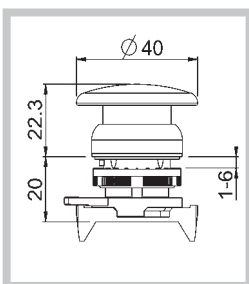
Pegasus

Push buttons \varnothing 22



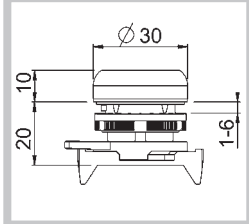




With lens cap - Nickel line - IP67



MOMENTARY PUSH BUTTONS

	DESCRIPTION	COL. INDEX	CODE	WEIGHT gr	MIN. PACK QTY.	DIMENSIONS
	Flush Push Button		PPRL1NL	30	10	
			PPRL2NL	30	10	
			PPRL3NL	30	10	
			PPRL4NL	30	10	
			PPRL5NL	30	10	
	Extended Push Button		PPSL1NL	31	10	
			PPSL2NL	31	10	
			PPSL3NL	31	10	
			PPSL4NL	31	10	
			PPSL5NL	31	10	
	Mushroom \varnothing 40		PPFL1M4NNL	43	10	

LATCHED PUSH BUTTONS

	DESCRIPTION	COL. INDEX	CODE	WEIGHT gr	MIN. PACK QTY.	DIMENSIONS
	Flush Push Button		PPPL1NL	31	10	
			PPPL2NL	31	10	
			PPPL3NL	31	10	
			PPPL4NL	31	10	
			PPPL5NL	31	10	



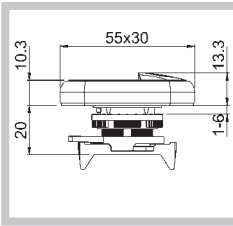


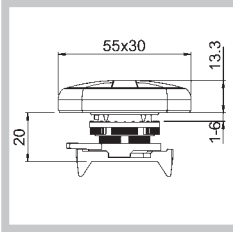


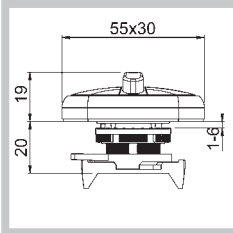
Pegasus

Multi function push buttons ø 22
Nickel line - IP67



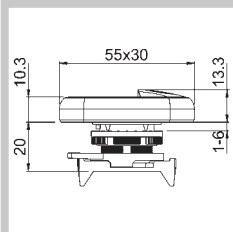



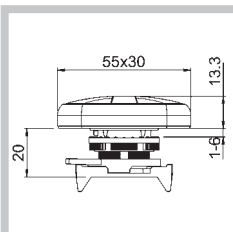


AUTOMATION TECHNOLOGIES

MULTI FUNCTION PUSH BUTTONS

DESCRIPTION	COL. - SYMBOL	CODE	WEIGHT gr	Min. Pack Qty.	DIMENSIONS
		PPDNNL	38	10	
		PPDNSNL	38	10	
		PPMNSNL	40	10	

MULTI FUNCTION PUSH BUTTONS - WITH LIGHT-LENS

		PPDLNL	38	10	
		PPDLNL.1	38	10	
		PPDLSNL	38	10	


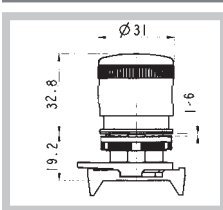

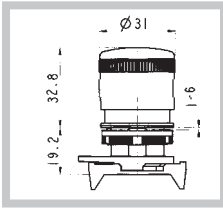

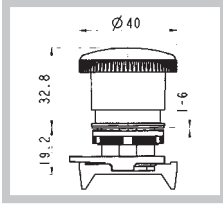

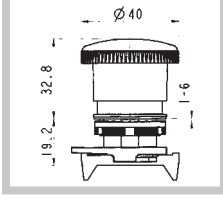

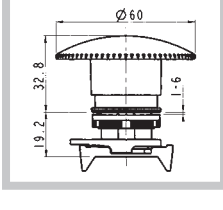

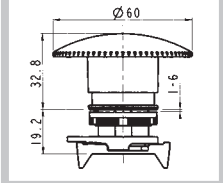
1 On demand execution

Multifunction push buttons - On demand we can provide special symbol or writings for horizontal mounting/reading

Pegasus

Emergency push buttons \varnothing 22

EN ISO 13850



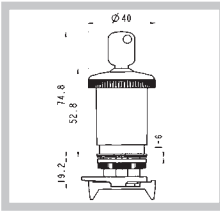


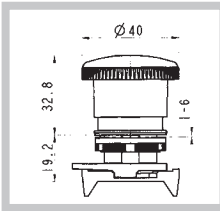


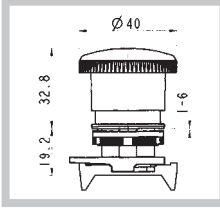


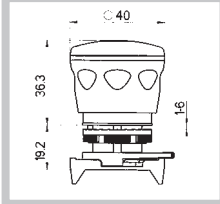

	DESCRIPTION	COLOUR	CODE	WEIGHT gr	MIN. PACK QTY.	DIMENSIONS
	Mushroom operator \varnothing 30 twist to release	■	PPFN1R3N	42	10	
	Mushroom operator with vision \varnothing 30 twist to release	■	PPFN1R3S	44	10	
	Mushroom operator \varnothing 40 twist to release	■	PPFN1R4N	44	10	
	Mushroom operator with vision \varnothing 40 twist to release	■	PPFN1R4S	46	10	
	Mushroom operator \varnothing 60 twist to release	■	PPFN1R6N	50	10	
	Mushroom operator with vision \varnothing 60 twist to release	■	PPFN1R6S	52	10	

Pegasus

Emergency push buttons \varnothing 22 EN ISO 13850



AUTOMATION TECHNOLOGIES

	DESCRIPTION	COLOUR	CODE	WEIGHT gr	MIN. PACK QTY.	DIMENSIONS
	Mushroom operator \varnothing 40 with key release		PPFN1C4N	76	10	
	Mushroom operator \varnothing 40 push-pull		PPFN1P4N	44	10	
	Mushroom operator \varnothing 40 push-pull with vision		PPFN1P4S	46	10	
	Mushroom operator \varnothing 40 push-pull with colour cap		PPFN1P4C	45	10	
	Mushroom operator \varnothing 40 push-pull with lens cap		PPFL1P4N	45	10	

TECHNICAL NOTES

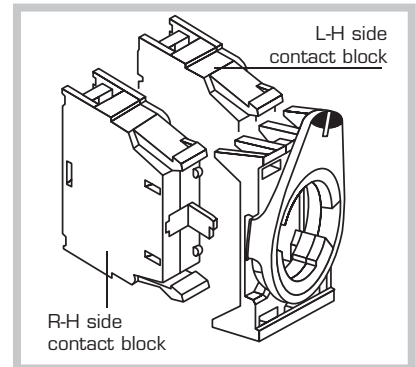
- All operators comply with the relevant European standard
- EN ISO 13850 Machine safety Emergency stop operators, functional characteristics - Design guidelines
- IEC/EN60947-5-1
- Comply with the standard IEC/EN60204-1: Machine safety Machine electrical circuits General guidelines
- The push buttons are designed with a load charge mechanism to ensure a reliable operation and stoppage, or blockage, in the activated position. The combination with positive switching NC $\text{\textcircled{N}}$ contacts and the presence of the "status" indicator on some models, guarantee a high degree of reliability and effectiveness.

Pegasus

Joystick operators $\varnothing 22$ IP65

JOYSTICK OPERATORS

CONTACT BLOCKS		2 POSITIONS						4 POSITIONS				
		HORIZONTAL			VERTICAL			3	1	0	2	4
		1	0	2	1	0	2					
Left-hand side contact block	NO	X	0	0	0	0	X	X	0	0	0	0
	NC	0	0	X	X	0	0	0	0	0	0	X
Right-hand side contact block	NO	0	0	X	X	0	0	0	X	0	0	0
	NC	X	0	0	0	0	X	0	0	0	X	0



X Contact close
0 Contact open

POSITIONS



1	0	2	1	0	2	3	1	0	2	4	
1	0	2	1	0	2	3	0	4	3	0	4
CODE	CODE	CODE	CODE	CODE	CODE	CODE	CODE	CODE	CODE	CODE	CODE
PMJN8T0	PMJN8T3	PMJN8Q0	PMJN8Q4	PMJN8T0	PMJN8T3	PMJN8Q0	PMJN8Q4	PMJN8T0	PMJN8T3	PMJN8Q0	PMJN8Q4
1	0	2	1	0	2	3	1	0	2	4	
CODE	CODE	CODE	CODE	CODE	CODE	CODE	CODE	CODE	CODE	CODE	CODE
PMJN80S	PMJN80R	PMJN80S	PMJN80R	PMJN80S	PMJN80R	PMJN80S	PMJN80R	PMJN80S	PMJN80R	PMJN80S	PMJN80R

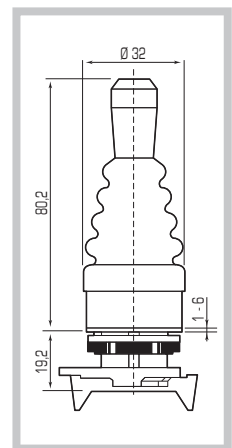
WEIGHT gr

MIN. PACK QTY.

DIMENSIONS

54

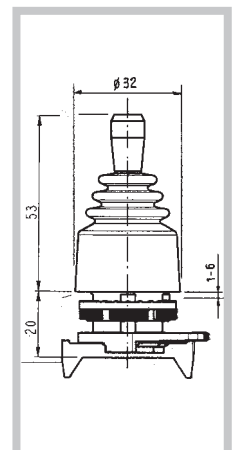
5



1	0	2	1	0	2	3	1	0	2	4	
1	0	2	1	0	2	3	0	4	3	0	4
CODE	CODE	CODE	CODE	CODE	CODE	CODE	CODE	CODE	CODE	CODE	CODE
PMJN8T01	PMJN8T31	PMJN8Q01	PMJN8Q41	PMJN8T01	PMJN8T31	PMJN8Q01	PMJN8Q41	PMJN8T01	PMJN8T31	PMJN8Q01	PMJN8Q41
1	0	2	1	0	2	3	1	0	2	4	
CODE	CODE	CODE	CODE	CODE	CODE	CODE	CODE	CODE	CODE	CODE	CODE
PMJN80S1	PMJN80R1	PMJN80S1	PMJN80R1	PMJN80S1	PMJN80R1	PMJN80S1	PMJN80R1	PMJN80S1	PMJN80R1	PMJN80S1	PMJN80R1

54

5



Pegasus

Contact blocks

Spring loaded Terminals



AUTOMATION TECHNOLOGIES

SPRING LOADED TERMINALS

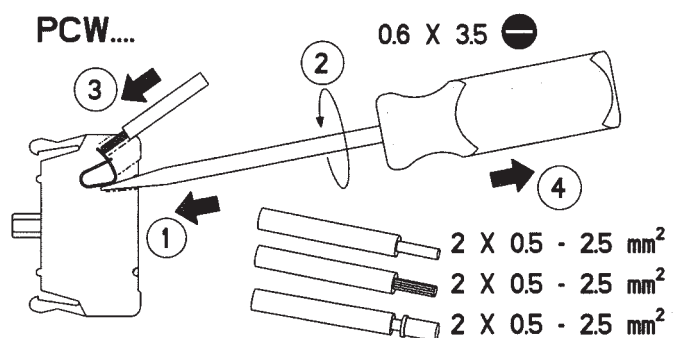

		CONTACT BLOCKS			
	DESIGNATION	FUNCTIONS	CODE	DIMENSIONS	
			PCW01		
			PCW10		

LAMPHOLDER BA9s

	DESIGNATION	POWER SUPPLY	CODE	DIMENSIONS
		BA9s lamp socket 250V 2,4 w max bulb not included	PCWAD	

LAMPHOLDER WITH BUILT-IN LED

	DESIGNATION	POWER SUPPLY	CODE	DIMENSIONS
		AC/DC 12V	PCW5L12	
		AC/DC 24V	PCW5L24	
		AC/DC 48V	PCW5L48	
		AC/DC 110V	PCW5L110	
		AC 220V	PCW5L220	



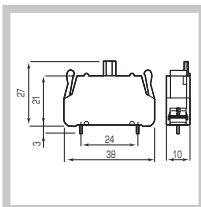



Pegasus



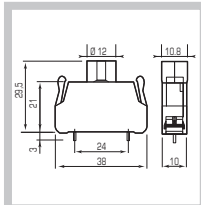
Contact blocks

Welding terminals



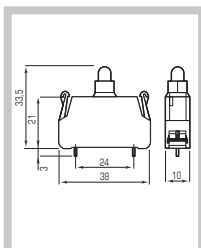
CONTACT BLOCKS


		CONTACT BLOCKS			
DESIGNATION		FUNCTIONS		CODE	DIMENSIONS
	<p>NC</p> <p>1 — 2</p>	<p>0 1,5 6 mm</p> 		PSC01	
	<p>NO</p> <p>3 — 4</p>	<p>0 3,5 6 mm</p> 		PSC10	

LAMPHOLDER BA9s

DESIGNATION	POWER SUPPLY	CODE	DIMENSIONS
 <p>X1 —  — X2</p>	<p>BA9s lamp socket</p> <p>250V 2,4 w max</p> <p>bulb not included</p>	PSCAD	

LAMPHOLDER WITH BUILT-IN LED

DESIGNATION	POWER SUPPLY	CODE	DIMENSIONS
 <p>X1 —  — X2</p>	AC/DC 12V	PSC5L12	
	AC/DC 24V	PSC5L24	
	AC/DC 48V	PSC5L48	
	AC/DC 110V	PSC5L110	
	AC 220V	PSC5L220	



Pegasus


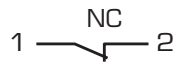


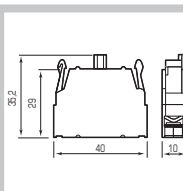
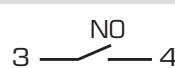

Contact blocks

Screw terminals



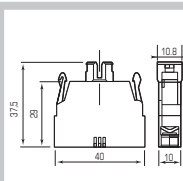


AUTOMATION TECHNOLOGIES


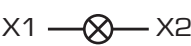
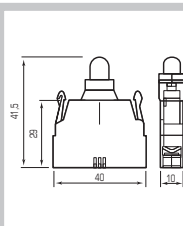
CONTACT BLOCKS

CONTACT BLOCKS			
DESIGNATION	FUNCTIONS	CODE	DIMENSIONS
 1  2	  0 1,5 6 mm	PL004001	
3  4	 0 3,5 6 mm	PL004002	

LAMPHOLDER BA9s

DESIGNATION	POWER SUPPLY	CODE	DIMENSIONS
 X1  X2	BA9s lamp socket 250V 2,4 w max bulb not included	PL004007	


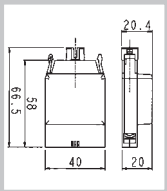

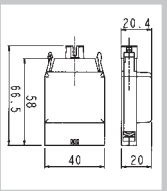

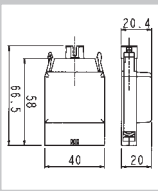
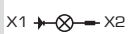
LAMPHOLDER WITH BUILT-IN LED

DESIGNATION	POWER SUPPLY	CODE	DIMENSIONS
 X1  X2	AC/DC 12V	PL0045L12	
	AC/DC 24V	PL0045L24	
	AC/DC 48V	PL0045L48	
	AC/DC 110V	PL0045L110	
	AC 220V	PL0045L220	

POWER SUPPLY WITH DIODE AND RESISTORS

POWER SUPPLY WITH TRANSFORMER

POWER SUPPLY WITH FLASHING LIGHT



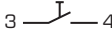
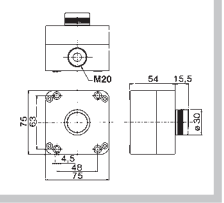

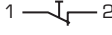


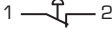
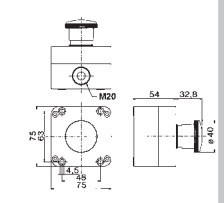



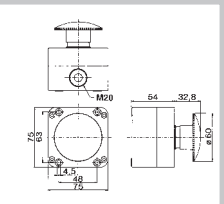



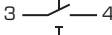

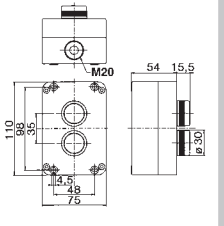



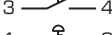

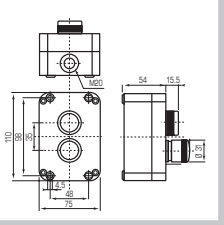







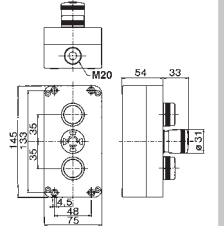
 	DESIGNATION POWER SUPPLY CODE	DESIGNATION POWER SUPPLY CODE	 	DESIGNATION POWER SUPPLY CODE	 
1 BA9s Lamp 4B/60V -2W max X1  X2 Lamp 110/130V -2W max	110/130V PL004RD1 220/240V PL004RD2	1 BA9s Input 110/130V Output 24V PL004TR1 Input 220/240V Output 24V PL004TR2 Input 380/440V Output 24V PL004TR3	1 BA9s 24V Lamp 24V-2,6 max PL004LA1 110/130V Lamp 110/130V-2,6 max PL004LA2		

1 Lamp supply separately

Pegasus

Push button stations

IP65 □ - Screw terminal contact blocks

	DESCRIPTION	COL.	DESIGNATION	CODE	WEIGHT gr	MIN. PACK QTY.	DIMENSIONS
	Flush push button			PQ01RN2	176	1	
				PQ01RN1	176	1	
	Emergency stop Ø 40 not latching			PQ01M4N	192	1	
	Emergency stop Ø 60 not latching			PQ01M6N	198	1	
	With nr.2 push buttons	 	 	PQ02B	264	1	
	With nr.1 push button and nr.1 emergency EN ISO 13850	 	 	PQ02A	264	1	
	With nr.2 push button and nr.1 emergency EN ISO 13850	  	  	PQ03B	362	1	




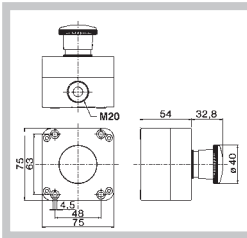



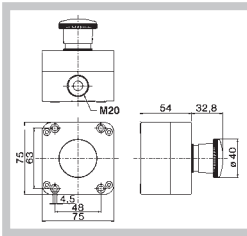



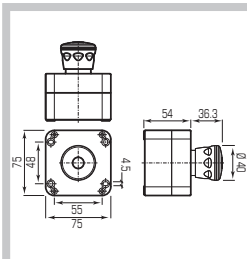



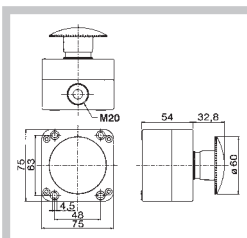
Pegasus

Push button stations EN ISO 13850


IP65 □ - Screw terminal contact blocks



AUTOMATION TECHNOLOGIES

	DESCRIPTION	COL.	DESIGNATION	CODE	WEIGHT gr	MIN. PACK QTY.	DIMENSIONS
	Emergency stop \varnothing 40 twist to release	■	1  2 	PQ01R4N	190	1	
	Emergency stop \varnothing 40 push-pull	■	1  2 	PQ01P4N	192	1	
	Emergency stop pushbutton \varnothing 40 push-pull with vision	■	1  2 	PQ01P4L ¹	190	1	
	Emergency stop \varnothing 60 push-pull	■	1  2 	PQ01P6N	198	1	

NOTE TECNICHE





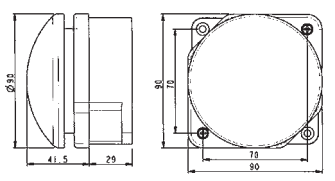



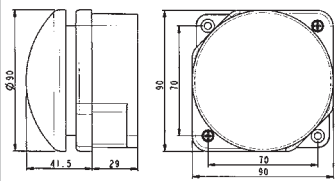




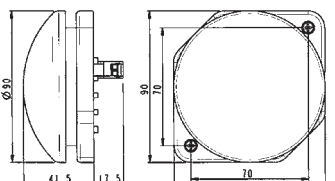
- All operators comply with the relevant European standard
- EN ISO 13850 Machine safety Emergency stop operators, functional characteristics - Design guidelines
- IEC/EN60947-5-1
- Comply with the standard IEC/EN60204-1: Machine safety Machine electrical circuits General guidelines
- The push buttons are designed with a load charge mechanism to ensure a reliable operation and stoppage, or blockage, in the activated position. The combination with positive switching NC  contacts and the presence of the "status" indicator on some models, guarantee a high degree of reliability and effectiveness.

¹ Add supply voltage code: for AC/DC 12V, 24V, 48V, 110V = L12, L24, L48, L110 ; for 220V = L220

Pegasus

Control station with mushroom \varnothing 90

IP 66 Contact blocks spring loaded terminals

	DESCRIPTION	COLOUR	CONTACT BLOCK	CODE	DIMENSIONS
	Mushroom head momentary		.1  .2 	PG1M9W01	
	Mushroom head momentary		.3  .4	PG8M9W10	
	Mushroom head momentary flush mounting		.1  .2 	PR1M9W01	

ELECTRICAL CHARACTERISTICS

- Protectione EN60529 IP 66
- Double insulated
- Number contact capacity max.3 contact blocks
- Cable entry with 3 holes Pg 13,5/M20
- Ambient temperature: operating -25 +70°C
storage -30 +70°C
- Climate protection: IEC 68 2-3 , 2-30
- Terminals referencing: EN 50013
- Colors: Red mushroom RAL 3000,
Giovenzana yellow cover,
Black box RAL 9005,
Black mushroom RAL 3000,
Grey cover RAL 7035,
Black box RAL 3000




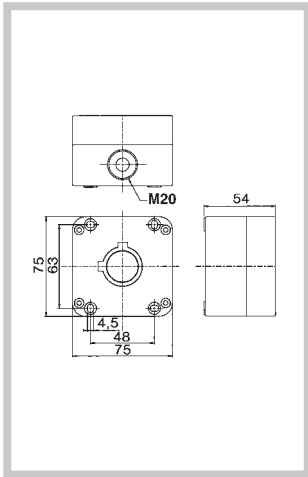

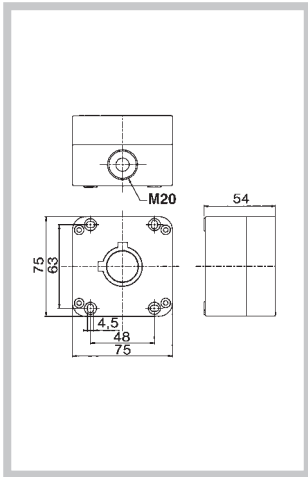

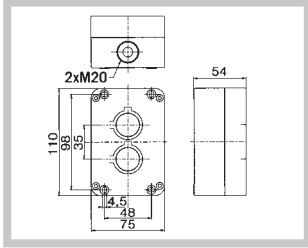

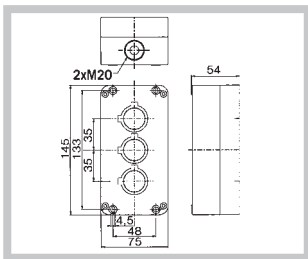

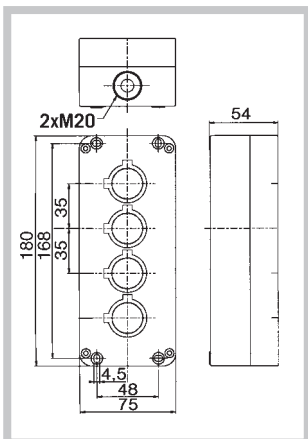
Pegasus

Push button station enclosures

IP65 Push button station enclosures





AUTOMATION TECHNOLOGIES

DESCRIPTION	CODE		WEIGHT gr	MIN. PACK QTY.	DIMENSIONS
	FRONT COVER COLOUR				
	<input checked="" type="checkbox"/>	<input type="checkbox"/>	134	1	
1 hole enclosure	PQ01K	-			
	<input type="checkbox"/>	<input checked="" type="checkbox"/>	134	1	
1 hole enclosure	-	PQ01KGN			
	<input checked="" type="checkbox"/>	<input type="checkbox"/>	174	1	
2 holes enclosure	PQ02K	PQ02KGN			
	<input checked="" type="checkbox"/>	<input type="checkbox"/>	214	1	
3 holes enclosure	PQ03K	PQ03KGN			
	<input checked="" type="checkbox"/>	<input type="checkbox"/>	256	1	
4 holes enclosure	PQ04K	PQ04KGN			

Pegasus

Push button station enclosures

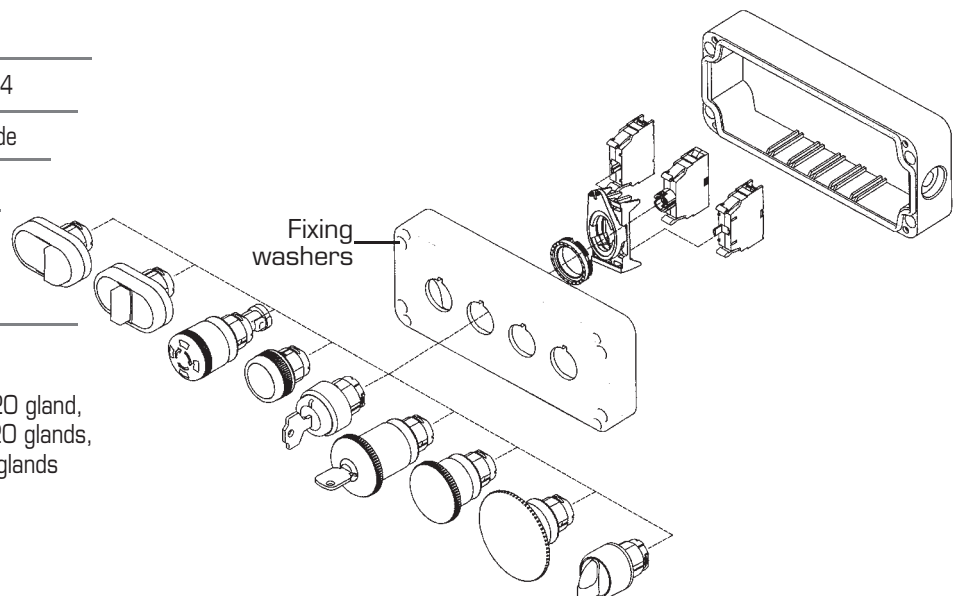
IP65 Push button station enclosures

	DESCRIPTION	CODE	WEIGHT gr	MIN. PACK QTY.	DIMENSIONS
	5 holes enclosure	FRONT COVER COLOUR		296	1
		PQ05K	PQ05KGN		
	6 holes enclosure	FRONT COVER COLOUR		386	1
		PQ06K	PQ06KGN		

CHARACTERISTICS

ASSEMBLING

- ABS self-extinguishing material
- Self-extinguishing class VO UL94
- EN60529 IP65 protection grade
- Double insulation
- Black box RAL9005
yellow cover GGT
and grey cover RAL7035
- Threaded cable entry with membrane conduit knock:
1 hole box nr.1 M16 + 1 M20 gland,
from 2 upto 5 holes nr.2 M20 glands,
6 holes nr.1 M20 + 1 M25 glands



Pegasus

Control auxiliaries \varnothing 22

Pneumatic valve adapters



AUTOMATION TECHNOLOGIES

Pegasus control auxiliaries are suitable for operating certain type of pneumatic or micro valves. Push buttons can be used for such applications using a set of adapters and supports.


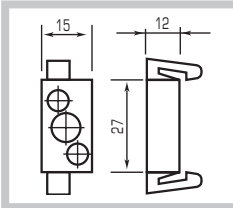

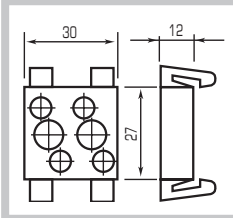
The operators suitable for this use are the following:

- Standard push buttons with colour cap
- Mushroom operators
- Rotary and key operators




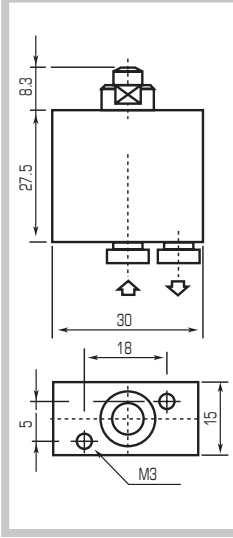
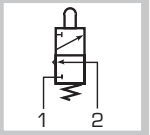
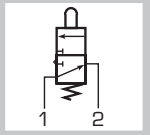
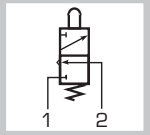
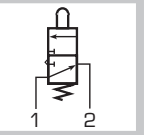
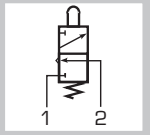
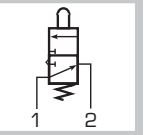
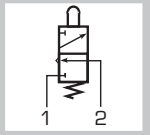
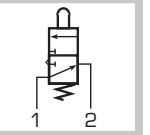
Adapters are supplied with an actuator to operate the pneumatic valve.



ASSEMBLY:
Operator
+Support
+Valve

	DESCRIPTION	CODE	WEIGHT gr	MIN. PACK QTY.	DIMENSIONS
	Single adapter (for 1 valve) 1	AVP1	5	10	
	Twin adapter (for 2 valves) 1	AVP2	10	10	

3/2 NC - 3/2 NO MICROVALVE - 2÷10 BAR

			
BOTTOM \varnothing 4 CABLE ENTRY	SIDE \varnothing 4 CABLE ENTRY	TAPPED M5 BOTTOM CABLE ENTRY	
3/2 NC 3/2 NA	3/2 NC 3/2 NA	3/2 NC 3/2 NA	
			
CODE	CODE	CODE	CODE
V304MA	V314MA	V304MAL	V314MAL
			
CODE	CODE	CODE	CODE
V305MA	V315MA		

1 Complete with actuator to operate the valve or valves/To be installed in the centre of the operator


Pegasus

Control auxiliaries ø 22

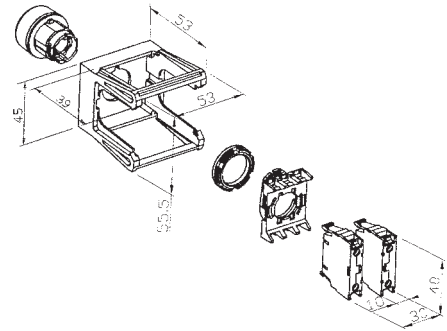
Accessories

DIN RAIL MOUNTING ADAPTOR

DIN EN50022 rail mounting for 46 mm standardised enclosures grey RAL 7035



11708351



PROTECTION CAPS



FOR FLUSH PUSH BUTTON



FOR EXTENDED PUSH BUTTON



FOR MULTIFUNCTION - SERIES/TYPE

	Black line Type	CODE	Nickel line Type	CODE
Black line Series	PCR	PPDN-PPDL	PPDN-PPDL	PCD
Nickel line Series	PCRNL	PPMN	PPMN	PCM
		PPDNR-PPDLR	PPDNR-PPDLR	PCN
Black line Series	PCS	PPDNNL-PPDLNL	PPDNNL-PPDLNL	PCDNL
Nickel line Series	PCSNL	PPMNNL	PPMNNL	PCMNL
		PPDNRNL-PPDLRNL	PPDNRNL-PPDLRNL	PCNNL

CENTRAL CONTACT OPERATION

(selectors excluded)



FOR PUSH BUTTONS STABLE-UNSTABLE
Black Line Series

PAC

KEY FIXING BULB EXTRACTOR



PCF

STOPPER CLOSING HOLES ø 22,5



PTRN8

FASTON CONNECTORS AND FOR PCB



TO SCREW CONTACTS PL.
FASTON 6,3x0,8

11708341

PCB
11708235

CONTACTS SUPPORT



TO CONTACT ELEMENTS PL., PCW,
PSC. AND POWER SUPPLY

PPELN8

ON REQUEST

SPECIAL FRAMES
The auxiliary control "Nickel line" Series can be supplied with seals in different types of galvanic treatment. When ordering in different types replace the letters "NL" code with the corresponding letters of execution request: PPRN1NL becomes PPRN1SL (Sahara line)



Sahara line

SL



Grey line

GL



Copper line

RL



Pegasus

Operator caps ø 22

Buttons with symbols - Tags

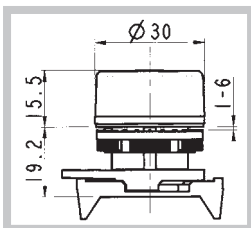


AUTOMATION TECHNOLOGIES

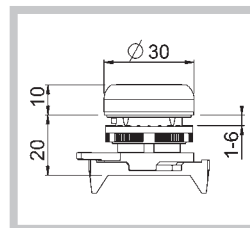
MOMENTARY AND LATCHED, FLUSH PUSH BUTTONS



Black line



Nickel line



SYMBOL	COLOUR AND TYPE	CODE Black line	CODE Nickel line	SYMBOL	COLOUR AND TYPE	CODE Black line	CODE Nickel line
	GREEN	PPRN2/I	PPRN2NL/I		RED	PPRN1/OFF	PPRN1NL/OFF
	RED	PPRN1/O	PPRN1NL/O		WHITE	PPRN5/F	PPRN5NL/F
	GREEN	PPRN2/II	PPRN2NL/II		BLACK	PPRN8/F	PPRN8NL/F
	GREEN	PPRN2/START	PPRN2NL/START		GREEN	PPRN2/EIN	PPRN2NL/EIN
	RED	PPRN1/STOP	PPRN1NL/STOP		RED	PPRN1/AUS	PPRN1NL/AUS
	GREEN	PPRN2/ON	PPRN2NL/ON				

EMERGENCY STOP RING



Ø 60 Made of aluminium
Yellow background - black letters
Weight 3.5 gr
Min. packing qty. 10 pcs.

TEXT	CODE
Blank	PTE
STOP EMERGENZA	PTE/I
EMERGENCY STOP	PTE/A
NOT AUS	PTE/D

LEGEND PLATE



PPTN8



TEXT	CODE
(Blank)	PTA00
MARCIA	PTA01
ARRESTO	PTA02

LABEL

TEXT	CODE	TEXT	CODE
I O II	PTA03	EIN	PTA12
O I	PTA04	AUS	PTA13
I → O ← II	PTA17	STOP	PTA14
CHIUDE	PTA05	START	PTA15
APRE	PTA06	RESET	PTA16
EMERGENZA	PTA07	AUT O MAN	PTA18
MANUALE	PTA08	INS. - DISINS.	PTA26
AUTOMATICO	PTA09	HAND OFF AUTO	PTA27
AVANTI	PTA10	FORW OFF REV	PTA28
INDIETRO	PTA11	ON OFF	PTA29

Pegasus

Technical data

Electrical characteristics

CONTACT BLOCKS

IEC/EN 60947-5-1 CHARACTERISTICS		PLO04001 - PLO04002								PCW01-PCW10 PSC01-PSC10							
Rated insulation voltage U_i	V	690 V*								690 V*							
Rated impulse withstand voltage U_{imp}	kV	4*								4*							
Operating frequency	Hz	50/60*								50/60*							
Rated thermal current I_{th}	A	16*								16*							
Rated thermal current enclosed I_{the}	A	10*								10*							
RATED OPERATING CURRENT I_e:																	
AC15: alternate current	V	24	60	110	230	400	440	500	690	24	60	110	240	400	440	500	690
	A	16*	12	8	6	4,5	3,5	1*	1	16*	12*	5	5*	4	4	4*	2*
DC13: direct current	V	24	48	60	110	220				24	48	60	110	250			
	A	2*	1,2	0,85	0,4	0,25*				2	2*	1*	0,4	0,4*			
Conditional short circuit withstand current	A	1000*								1000*							
Fuse rating gG	500 V	10A*								10A*							
Contact insulation resistance	m Ω	<25								<25							
Switching mechanism		Slow break double gap contacts															
Contact duty		⊕ NC contact with positive opening															
Minimum tripping force		4N								4N							
Electrical life AC15	mil. cycles	1A/1,5 - 2A/0,5 - 3A/0,25								1A/1,5 - 2A/0,5 - 3A/0,25							
UL 508 CHARACTERISTICS																	
General use		10A-600V ac 2,5A-125V dc								10A-600V ac 2,5-125V dc							
Heavy Duty (HD) category		A600-Q600								A600-Q600							

LED PILOT LAMP

IEC/EN 60947-5-1 CHARACTERISTICS		LED PLML.L				BA9s - PLML.			
Rated insulation voltage U_i AC/DC	V	6 - 12 - 24 - 48 - 110 - 220				250			
Rated insulation voltage U_i AC	V	380				-			
Operating frequency	Hz	50/60				50/60			
Current I_e	mA	≤50 (6V - 12V) - ≤20 (24V...380V)				2 W max			
Brightness	cd/m ²	≤40				-			
Electrical life	h	≤30.000				-			

POWER SUPPLIES

IEC/EN 60947-5-1 CHARACTERISTICS		DIRECT PLO04007 PCWAD-PSCAD		LED PLO04.L. PCW.L.-PSC.L.		RESISTOR PLO04RD.		TRANSFORMER PLO04TR.		FLASHING LIGHT PLO04LA.	
Rated insulation voltage U_i	V	690*		400		400		440		400	
Rated operating voltage U_e	V	400* 300 ¹		AC/DC 12-24		PRIMARY	SECONDARY	PRIMARY	SECONDARY	PRIMARY	SECONDARY
	V	-		AC/DC 48		110/130	48/60	110/130	24	24	24
	V	-		AC/DC 110		220/240	110/130	220/240	24	110/130	110/130
	V	-		AC 220		-	-	380/440	24	-	-
Max rated power	W	2,4* 2,5 ¹		-		2		1,5		2,6	
Power supply		AC/DC		-		-		AC		-	
Lamp fixing system		BA9s		-		BA9s		BA9s		BA9s	

¹ UL certified values

* IMG certified values

Pegasus

Technical data

Electrical characteristics



AUTOMATION TECHNOLOGIES

STANDARD CONFORMITY

■	Approvals		UL, IMQ, CCC, GOST-R, R.I.NA
■	Protection class	EN60529 Black line	IEC/EN60947-5-1, UL508
		EN60529 Nickel line	IP65: Buttons and switches, joysticks, single-lamp, Mushroom emergency EN ISO 13850
		Conforms to UL50	IP40: Multi-Function push buttons
		EN60529	IP66: Switches
			IP67: Push buttons and multifunction push buttons
			Type 1,3R, 4, 4x,12,13, NEMA 4X
			IP65: Control stations, enclosures - IP66 mushroom pushbutton ø90
			IP20: Contacts / power PCW., PL. - IPOO; PSC.
■	Material group	EN60947-1	II
■	Pollution grade	EN60947-1	3
■	Flammability	UL94	VO: live parts
■	Ambient temperature	°C	Operating: -25 +70
		°C	Storage: -30 +70
■	Climate protection	IEC68 part 2-3	Hot damp
		IEC68 part 2-30	Unsettled hot damp
	Terminals referencing:		EN50013
■	Terminals:		
	Dimensions		A2
	Screw		M3,5
	Torque		1.2Nm - EN60947-1 - 12 lb.in. UL508
■	Capacity:		
	solid and flexible conductors	n° 1 min/max mm²	1/2.5 screw terminals, 0.5-2.5 spring loaded terminals
		n° 2 min/max mm²	1/2.5 screw terminals, 0.5-2.5 spring loaded terminals
		AWG	20-12 screw terminals
■	Mechanical life:		
	Mushroom operators and standard Push buttons with colour cap	mil./operations	3
	Standard push buttons with lens cap		1
	Latched push button with colour cap		1
	Standard rotary switches		1
	Rotary switches with lens, latched pushbutton with lens cap, joysticks		0.5
	Emergency stop push buttons with release		0.3



GIOVENZANA INTERNATIONAL B.V.

WTC Strawinskylaan 1105, 1077 XX Amsterdam, The Netherlands
Ph. +31(0)20.4413576 - Fax +31(0)20.4413456 - e-mail: giovenzana@giovenzana.com
G.M.K. K.f.t. - 1068 Budapest - Hungary - Rippl Ronai ut. 13
Ph. +36.37.572575 - Fax +36.37.572570 - e-mail: gmk@giovenzana.com

BRANCH

DUBAI U.A.E. P.o. Box 262146
Jafza 17, Ali Free Zone
Ph. +971.4.8870788
Fax +971.4.8870787

MOSCOW Russian Federation
Ulitsa Radio 24 - Yauza Tower 4th floor
Ph. +7.495.6991296 - 6503959
Fax +7.495.6991520

www.giovenzana.com