

Specifications																					
Model	Transistor Type	Rated Voltage	Operating Voltage Range	Power Consumption	Sound Level	Operating Temperature Range	Max. Playback Time	Playback Channels	Protection Rating	Mass	Front Cover Color	Recorded Data									
BSV-24NM-W	NPN Transistor	12-24V DC	10.8V DC to 26.4V DC	Max. 3.5W	Max. 87dB (at 1m) 1kHz Sine Wave	-10°C to +50°C (RH 85% or less)	63 sec.	4 (Bit Input) 15 (Binary Input) ※When using the Sound Reduction Function, the inputs become: 3 (Bit Input) 7 (Binary Input)	IP54 (Only for Panel Mount in the Upright Position)	100g ±10%	Off white	Voice									
BSV-24NM-D											Dark Gray										
BSV-24NM-S											Silver										
BSV-24N-W											Off white		Alarm								
BSV-24N-D											Dark Gray										
BSV-24N-S	Silver																				
BSV-24PM-W	PNP Transistor										12-24V DC	10.8V DC to 26.4V DC	Max. 3.5W	Max. 87dB (at 1m) 1kHz Sine Wave	-10°C to +50°C (RH 85% or less)	63 sec.	4 (Bit Input) 15 (Binary Input) ※When using the Sound Reduction Function, the inputs become: 3 (Bit Input) 7 (Binary Input)	IP54 (Only for Panel Mount in the Upright Position)	100g ±10%	Off white	Voice
BSV-24PM-D																				Dark Gray	
BSV-24PM-S																				Silver	
BSV-24P-W																				Off white	
BSV-24P-D		Dark Gray																			
BSV-24P-S	Silver																				
SPB-2E-W	—	Rated Input	Impedance	Output Sound Level						83g ±10%										Off white	—
SPB-2E-D	—	2W	8Ω	87dB (at 1m) ※ Panel Mounted						83g ±10%										Dark Gray	
SPB-2E-S	—																			83g ±10%	

BSV-24 Slim Model MP3 Voice Annunciator

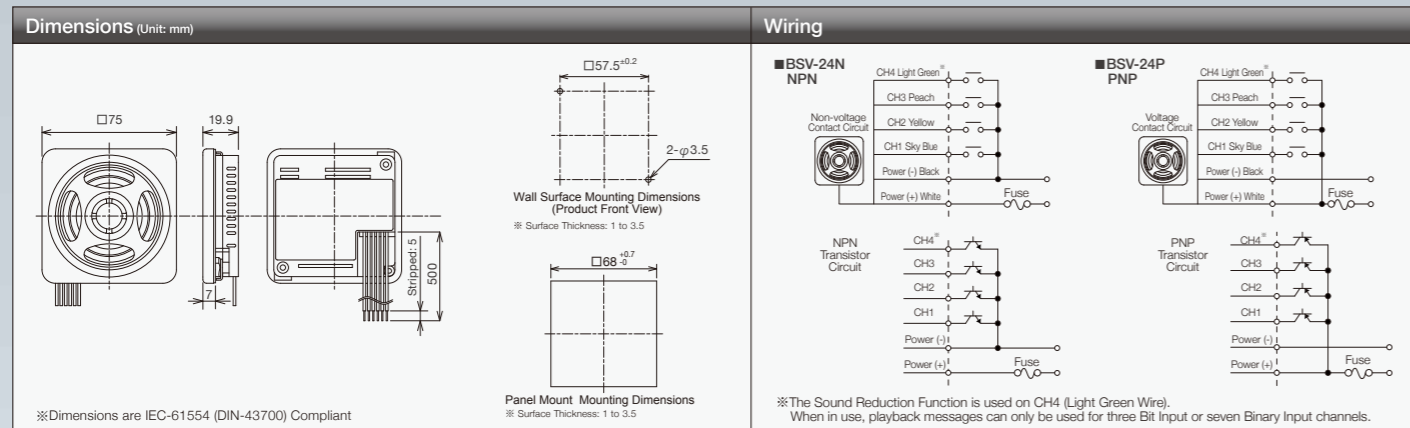
① Transistor Type
N : NPN Transistor
P : PNP Transistor

② Registered Messages
Blank : None (15 Alarm Sounds)
M : Pre-recorded Messages

③ Front Cover Color
W : Off white
D : Dark Gray
S : Silver

SPB-2E Slim Speaker

③ Front Cover Color
W : Off white
D : Dark Gray
S : Silver



Color Variation

Off white

Dark Gray

Silver

MP3

87dB (at 1m)

63 Second Playback

PNP Transistor

NPN Transistor

IP54

RoHS

CE

SPB-2E

Slim-style Speaker Unit also available.

※ Wall mounted protection rating: IP20

PATLITE Corporation

International Division
8-8, Matsuyamachi, Chuo-ku, Osaka, Japan 542-0067 TEL.+81-6-6763-8220 FAX.+81-6-6763-8221

PATLITE (U.S.A.) Corporation
20130 S. Western Ave., Torrance, CA 90501, U.S.A TEL.+1-310-328-3222 FAX.+1-310-328-2676

PATLITE Europe GmbH
Am Soeldnermoos 8, D-85399 Hallbergmoos, Germany TEL.+49-811 9981 9770-0 FAX.+49-811 9981 9770-9

PATLITE (SINGAPORE) PTE LTD
No.2 Leng Kee Road, #05-01 Thye Hong Centre, Singapore 159086 TEL.+65-6226-1111 FAX.+65-6324-1411

PATLITE (CHINA) Corporation
Room 512, Juteng Business Building, No.697-3 Lingshi Road, Shanghai China 200072 TEL.+86-21-6630-8969 FAX.+86-21-6630-8938

PATLITE KOREA CO., LTD.
202 Seokwang Bldg. 1361-9 Seocho-dong, Seocho-gu, Seoul, 137-863 Korea

<http://www.patlite.com> E-mail: overseas@patlite.co.jp

VEGETABLE OIL INK

⚠ CAUTION

To ensure correct use of these products, read the "Instruction Manual" prior to use. Failure to follow all safeguards can result in fire, electric shock, or other accidents. Specifications are subject to change without notice.

For the benefit of mankind and the earth, Patlite is committed to developing environmentally friendly products.



Thickness **19.9mm**

UNBELIEVABLY Thin

Slim Model MP3 Voice Annunciator

Slim Model MP3 Voice Annunciator BSV

Off white

Dark Gray

Silver

IP54

RoHS

CE

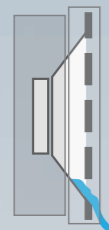
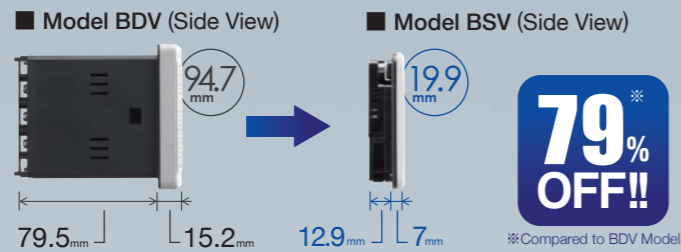
※ Wall mounted protection rating: IP20

Thickness 19.9mm UNBELIEVABLY Thin Design



Space-saving for equipment


Our thinnest to match the miniaturization of production line equipment, with a compact design having a depth of only 19.9mm. A maximum sound of 87 dB (at 1m) can be reached with such a thin shape. The volume adjustment is easily accessible from the front panel, and a low power of 3.5W (max.) takes an extra load off the power supply.



A flexible front design

The front design, with a bold-faced composition, adopts a simple style to harmonize with any layout, from a production site to a public location. Moreover, the speaker structure is designed to allow water to drain, so it can be exposed to environments such as rainshowers.

From the Front, Easy Installation



Sharp Reduction in Labor

With only the need to access it from the front, the cover is easily removable for installation and volume adjustment, which can reduce labor time for maintenance, etc.



Simply turn the bracket to lock it!


- Panel Mount
- Wall Mount



Two choices for installation



Actual Size
(Front View)



Actual Size
(Bottom View)
SD Card Slot

Built-in Sound Reduction Function

Reduces Noise Pollution

Normal Operation
(Emergency during daytime, etc.)



Without Sound Reduction: Max. 87dB

Sound Reduction Function
(While on standby, during night time, etc.)



With Sound Reduction: from -1 to -50 dB reduction possible

Changing the playback sound level can be done in conjunction with the environmental condition. Proper use of the sound level in correspondence to the environment, such as using a more subtle sound level for an emergency during the night, can be done. In addition, if a loud sound is used only when required, it can help reduce power dissipation.

※When the Sound Reduction Function is used, playback messages can only be used for three Bit Input Channels or seven channels for the Binary Input mode.

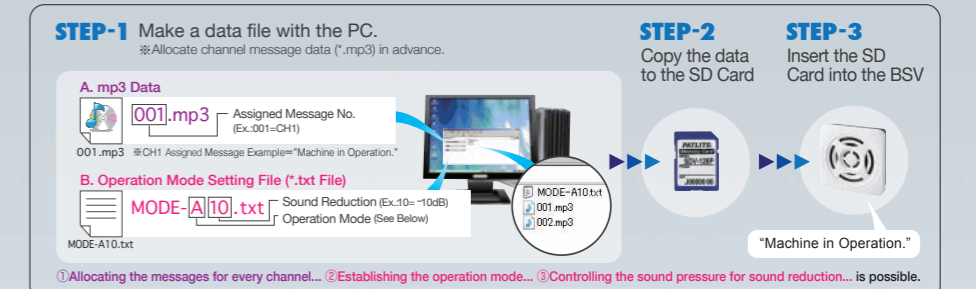
No Special Application Software Needed Message Rewriting



An SD card slot is designed into the unit to allow writing and re-writing of messages by changing MP3 file names or data. The data for setting the operation mode and setting the sound reduction volume can also be re-written. The SD Card can be programmed with or without special application software.

※SDV-128P option is recommended. Using other SD cards is not guaranteed for proper operation.

The method for data rewriting when not using the exclusive application software:



When using the exclusive application software, the combination of adjusting the volume of a message or separately making a volume adjustment is possible.

Maximum of 15 Playback Messages (Model BSV-M)

Special order messages require an extra fee.

Standard 15 Sound Alarm (Model BSV)

The following is the 15 available sounds:

No.1	Chime	No.2	Beep	No.3	Stutter	No.4	Bell	No.5	Yelp
No.6	Rapid Hi Lo	No.7	Melody Chime	No.8	Synthesized Piano	No.9	Synthesized Bell	No.10	Stutter + Bell
No.11	Synthesized Melody	No.12	Call Sign	No.13	Inverted Reveille	No.14	Galactic Motor	No.15	Two Tone

※if written over, all the standard 15 sounds will be erased.

Diverse Operational Modes

There are eight operation modes selectable from A through H which, in combination with commands, can select the functions below:

Operating Mode							
A	Bit Input/Normal Playback	C	Bit Input/Hold Playback	E	Binary Input/Normal Playback	G	Binary Input/Hold Playback
B	Bit Input/Priority Input Playback	D	Bit Input/Memory Playback	F	Binary Input/Priority Input Playback	H	Binary Input/Memory Playback

※Changing the Operational Mode requires an SD card (SDV-128P option is recommended). Using other SD cards is not guaranteed for proper operation.

Normal Playback	The message is played back in conjunction with the input. With a oneshot input, play back the message only once and repeat it with the input held on.	Priority Input Playback	If the next voice message input is turned on while the current message is in playback, the next message will be played back and the current message will playback after the input is turned off.
Hold Playback	While the input is held on, the voice message playback is possible. When the input is released, the voice message playback stops.	Memory Playback	A maximum of 15 voice messages can be stored in memory in order of priority. When the playback voice message ends, the next message in memory will be played. Inputs that exceed the maximum memory becomes invalid.